

Lexmark MX6500e Multifunction Option



MX6500e pictured
with MS812dn
(sold separately)



Expand Your Capabilities.

Designed for versatility and performance, the Lexmark MX6500e Multifunction Option expands your capabilities and delivers a wide range of functionality. This modular device seamlessly creates a state-of-the-art multifunction system with broad media handling and fast scanning speeds.

Confidently Capture Content and Process Data.

Whether you routinely scan a large number of documents or encounter challenging paper-handling tasks, the MX6500e processes documents, quickly and conveniently. Great for batch scanning, this device keeps your jobs moving, effortlessly processing even the toughest media.

Reliable Performance for High Volumes – Scan up to 5,000 pages per day. This hard-working device makes it easy to boost productivity by turning vital business information into available and actionable data in a matter of seconds.

Handles a Wide Range of Media Easily – The rugged automatic document feeder accepts a variety of media, from rigid identification cards to thin carbonless paper—up to and including tabloid (11x17 inches or A3) size. And safeguard your originals with ultrasonic multi-feed sensing.

Get Work Done Quickly – With a fast, two-sided scan speed of up to 86 images per minute, you can quickly capture and digitize content. Plus, print your first page in as little as 4.3 seconds from the MS812dn and rapidly scan both sides of a rigid card in a single pass.

Configure a System to Fit Your Needs.

Build a flexible system that best fits your capturing, printing and finishing needs. Easily combines with a Lexmark MS810 or MS710 Series* laser printer for advanced functionality—and high volume printing (refer to specification table on back page).

Place It Where You Need It – Adapts easily to the layout of your facility or office to enable workflow efficiency. With its modular design, you'll have the freedom to position this device closest to where your work is performed.

Access Made Easy – Unlike large, bulky copiers, you can place the MX6500e at a lower height for wheelchair accessibility. Plus, hearing and visually impaired users can take advantage of Lexmark's innovative tactile and audio features.

Intelligent Workflow. Advanced Security.

Our preloaded business solutions simplify your work processes and increase productivity. In addition, advanced security capabilities provide maximum protection for your critical data.



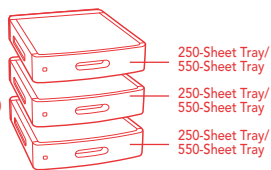
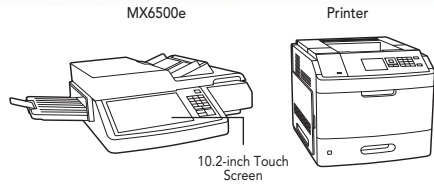
Embedded Solutions Make It Easy – Lexmark's applications work much like mobile phone apps. Touch the screen and access shortcuts, such as print on demand, to reduce unnecessary printing and simplify work processes.

Do More with Premium Apps – The MX6500e comes with premium applications, giving you powerful workflow solutions at no additional cost. So you can easily route and file images with Scan to Network Premium. Simplify automatic file sorting with Barcode Discovery. And scan content directly into your Microsoft® SharePoint® libraries with Scan to SharePoint.

Enjoy Enterprise-level Security – Now you can authenticate, authorize and audit employee usage. And to protect your sensitive data, use our standard network security protocols, data encryption and disk wiping capabilities.



Lexmark MX6500e Product Specifications



Premium Applications Installed

MX6500e Features



MS710 & MS810 Series Printer Features



Standard Optional

Product Specifications	Lexmark MX6500e + MS710dn	Lexmark MX6500e + MS711dn	Lexmark MX6500e + MS810n/dn	Lexmark MX6500e + MS811n/dn	Lexmark MX6500e + MS812dn
Display	Lexmark e-Task 10.2-inch color touch screen				
Processor	900 MHz				
Memory/Hard Disk	512 MB with 160+ GB Hard Disk Included, 1.536 GB Maximum				
Standard Connectivity	Ethernet 10/100/1000 BaseTX (RJ-45), USB 2.0 Specification Hi-Speed Certified (Type B), Front and Rear USB 2.0 Specification Hi-Speed Certified port (Type A), 1 open slot for other connectivity options, 1 card slot for optional flash, font or firmware card				
Product Warranty	1-Year Limited Warranty, Onsite				
Scanner Size (HxWxD)/Weight	8.27 in. x 23.43 in. x 22.13 in./38.0 lb				
Printer Size (HxWxD)/Weight	15.4 x 16.7 x 20.1 in./51.0 lb.	16.5 x 16.7 x 20.1 in./52.4 lb.	16.5 x 16.7 x 20.1 in./52.2 lb.		
Scanning					
Scanner Type	Single-pass, Two-sided ADF, Flatbed				
Light Source	LED Array (Light Emitting Diodes)				
Image Sensor Type	Color CCD (Charge-Coupled Device) x3				
Scan Speed¹	Up to 50 pages per minute/86 sides per minute				
Scan Resolution	Up to 600 x 600 dpi				
Output Bit Depth	Color: 24-bit, Grayscale: 8-bit (256 levels), Black: 1-bit				
Document Size: DADF	From 2 in. x 3 in. Up to 11 in. x 17 in.				
Document Size: Flatbed	Up to 8.5 in. x 11 in./A4				
Multi-Feed Detection	Ultrasonic				
DADF Capacity	Up to 100 sheets				
Scan Duty Cycle²	Up to 5000 Scans Per Day				
Fax Type	Super G3 (V.34, 33.6 Kbps), JBIG/JPEG Compression, ITU-T.30U				
Printing					
Print Speed: Up to (Letter/A4)¹	50 ppm/48 ppm	55 ppm/52 ppm	55 ppm/52 ppm	63 ppm/60 ppm	70 ppm/66 ppm
Time to First Page: As fast as	8.5 seconds		4.8 seconds	4.4 seconds	4.3 seconds
Print Resolution	600 x 600 dpi, 2400 Image Quality, 1200 Image Quality		1200 x 1200 dpi, 600 x 600 dpi, 2400 Image Quality, 1200 Image Quality		
Recommended Monthly Page Volume³	3000 - 20000 pages	5000 - 50000 pages	3000 - 20000 pages	5000 - 30000 pages	5000 - 50000 pages
Paper Input	250-Sheet Input, 100-Sheet Multipurpose Feeder, Integrated Duplex (Maximum: 4100 pages)	550-Sheet Input, 100-Sheet Multipurpose Feeder, Integrated Duplex (Maximum: 4400 pages)	550-Sheet Input, 100-Sheet Multipurpose Feeder, Integrated Duplex only on "dn" models (Maximum: 4400 pages)		550-Sheet Input, 100-Sheet Multipurpose Feeder, Integrated Duplex (Maximum: 4400 pages)
Optional Paper Handling	550-Sheet Tray, 250-Sheet Tray, 2100-Sheet Tray, Staple Finisher, High Capacity Output Expander, Output Expander, 4-Bin Mailbox				
Media Types Supported	Plain paper, Card stock, Paper labels, Dual Web paper labels, Integrated forms, Transparencies, Polyester labels and Vinyl labels		Plain paper, Card stock, Paper labels, Dual Web paper labels, Integrated forms, Transparencies and Envelopes		

*For more details on printer components, supplies and paper handling, refer to printer product pages on www.lexmark.com

¹ Print and copy speed measured in accordance with ISO/IEC 24734 and ISO/IEC 24735 respectively. For more information see: www.lexmark.com/ISOspeeds ² Scan Duty Cycle² is a range of pages that helps customers evaluate Lexmark's product offerings based on the average number of pages customers plan to scan on the device each day. Lexmark recommends that the number of pages per day be within the stated range for optimum device performance, based on factors including: type of media, paper loading intervals, speed, and typical customer usage. ³ Recommended Monthly Page Volume³ is a range of pages that helps customers evaluate Lexmark's product offerings based on the average number of pages customers plan to print on the device each month. Lexmark recommends that the number of pages per month be within the stated range for optimum device performance, based on factors including: supplies replacement intervals, paper loading intervals, speed and typical customer usage.



Lexmark and Lexmark with the diamond design are trademarks of Lexmark International, Inc., registered in the United States and/or other countries. Microsoft, MSN, and SharePoint are trademarks of the Microsoft group of companies. All other trademarks are the property of their respective owners. ENERGY STAR® is a U.S. registered mark. Unison is a trademark of Lexmark International, Inc. Information in this document is subject to change without notice.